



Home

WIA

About Our School's

to

the

to

Additional

page

additional

page

Additional

Additional

Additional

Additional

Additional

WIP

Performance Summary's

to

Page

to

:

School Profile

- Additional
- Additional
- Additional
- Additional



RIC

As of 12/31/2022, the RIC has 168.11 FIE and 780 RICs. The RICs are located in the following states: CA, IL, IN, MI, MN, NY, OH, PA, RI, VA, WI, and WV.

57
b



RIC

Engagement

Photo

Title

Title



691, which will more than fund the financial commitments in 2023. To this end, the college has budgeted to replace the artificial turf on the soccer pitch and bring it up to FIFA standards at a cost of \$675 000.

Parent contributions and earnings derived from hiring out the sporting facilities, performing arts centre and from the Colleges swimming pool joint use agreement have returned to pre Covid 19 lev2.6 0)metungd1ev(0.9g7a 1e to7760.32 510.4 \$72 Tm1uo.3 07715 \$9m)6 2c.7 (g.3 07762 Tm1uo.4 08



R1C9

LEARNING (H)

Key: 'Similar Schools' are a group of Victorian government schools that are like this school, taking into account the school's socioeconomic background of students, the number of non-English speaking students and the size and location of the school.

NAPLAN

Year 7 Reading

NAPLAN 2020, 2021

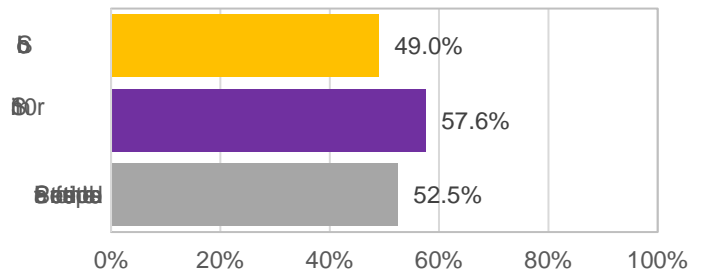
9, 2021 202 2 H

Reading Year 7	L (2022)	4- (2021)
6	46.7%	54.8%
5	59.2%	60.9%
4	54.6%	55.3%

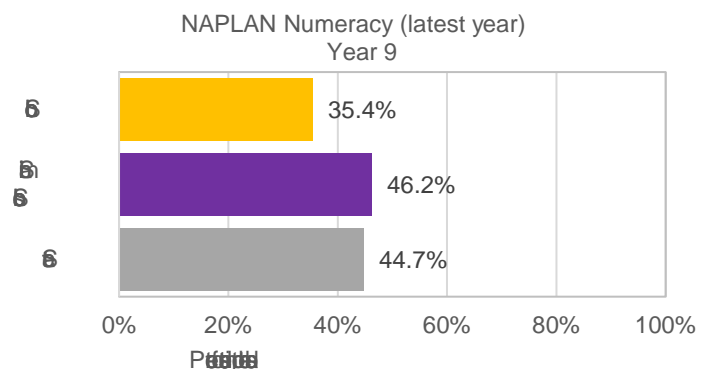
Reading Year 9	L (2022)	4- (2021)
6	30.1%	35.9%
5	49.2%	47.4%
4	47.2%	46.0%

NAPLAN 7 (u)1.7 (mer)6.3 (acy)53.4 ()-30 0 g /TT2 1 Tf 9 -040 9099

Numeracy Year 7	L (2022)	4- (2021)
6	49.0%	58.7%
5	57.6%	59.9%
4	52.5%	54.8%



Numeracy Year 9	L (2022)	4- (2021)
6	35.4%	39.1%
5	46.2%	47.2%
4	44.7%	45.6%



LEARNING (H)

Key: 'Similar Schools' are a group of Victorian government schools that are like this school, taking into account the school's socioeconomic background of students, the number of non-English speaking students and the size and location of the school.

Victorian Certificate of Education (VCE)

Mathematics (2022)

Year 12

2022

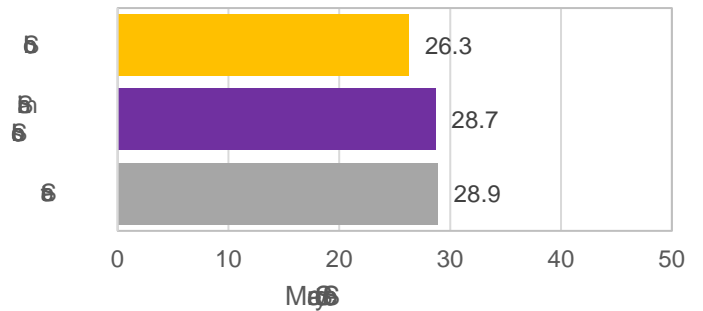
Victorian Certificate of Education

Year 12 (2022)

Mathematics
 English
 History

Year 12 (2022)	Year 12 (2022)
26.3	25.9
28.7	28.6
28.9	28.9

Victorian Certificate of Education (latest year)




2022 VCE:

Year 12 2022

Year 12 2022

Year 12 2022





WELLBEING

Key: *'Similar Schools' are a group of Victorian government schools that are like this school, taking into account the school's socioeconomic background of students, the number of non-English speaking students and the size and*



ENGAGEMENT

Key: *'Similar Schools' are a group of Victorian government schools that are like this school, taking into account the school's socioeconomic background of students, the number of non-English speaking students and the size and location of the school.*

Average Number of Student Absence Days

State

Coim

ENGAGEMENT

Key: 'Similar Schools' are a group of Victorian government schools that are like this school, taking into account the school's socioeconomic background of students, the number of non-English speaking students and the size and location of the school.

Students exiting to further studies or full-time employment

2021
 2020
 2019

2021

Student Exits
 Years 10 to 12

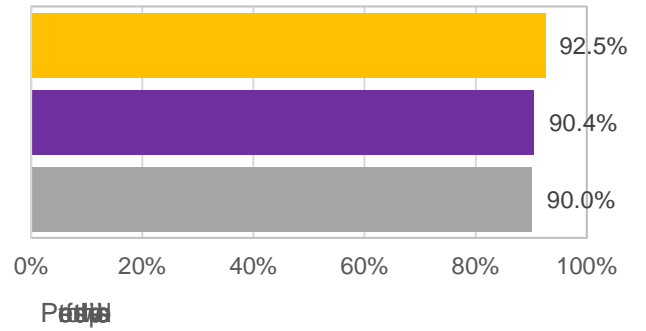
2021
 2020
 2019

2021
 2020
 2019

Year	2021	2020
2021	92.5%	90.0%
2020	90.4%	90.0%
2019	90.0%	89.3%

2021
 2020
 2019

Student Exits (latest year)
 Years 10 to 12





Financial Performance and Position

FP6n

Original Dn

2022

Revenue	Actual
RePg	\$18,869,077
GrDETa	\$1,666,786
GrGChn	\$20,474
GrGSt	\$131,304
ReOb	\$325,691

LP0602 W -0 07266 44 >>BD52 (r08 617.68 210.48 14.161 BT g)-13 (R)6 (0602 W -p2 (G)8.6 (j3.770 0 9 148

FINANCIAL POSITION AS AT 31 DECEMBER 2022

Funds available	Actual
H/A	\$2,260,709
O/A	\$209,668
O/A	\$273,341
Total Funds Available	\$2,743,719

Financial Commitments	Actual
O/R	\$1,097,261
O/R/E	\$2,025
P/A	\$41,231
F/R/A	\$639,954
B/P	\$65,594
B/A	\$0
C/A	\$0
F/C/A	\$687,935
R/D	\$533,820
A/R 12 m	\$0
Cp - B/G 12 m	\$0
Mb - B/G 12 m	\$0
A/R 12 m	\$0
Cp - B/G 12 m	\$675,000
Mb - B/G 12 m	\$0
Total Financial Commitments	\$3,742,820

All funds received from the Department, or raised by the school, have been expended, or committed to subsequent years, to support the achievement of educational outcomes and other operational needs of the school, consistent with Department policies, School Council approvals and the intent/purposes for which funding was provided or raised.